

How to Give Your Tithes via GCash

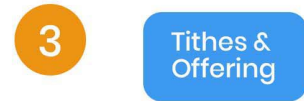
 Fast and Easy



✓ Go to everynation.org.ph/give-victory.



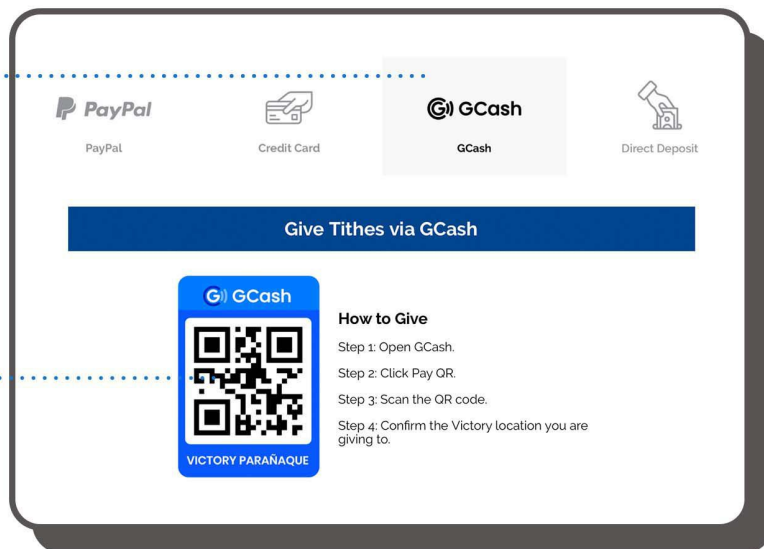
✓ Choose a location.



✓ Choose your type of giving.

4 ✓ Select GCash.


Save the QR code image in your device.



5 ✓ On your phone, open the GCash app.

6 ✓ Select Pay QR.

7 ✓ Upload the QR code image and enter the amount to proceed with giving.



How to

Give Your Tithes via Direct Deposit (FUND TRANSFER)

 Fast and Easy

1



✓ Go to everynation.org.ph/give-victory.

2



✓ Choose a location.

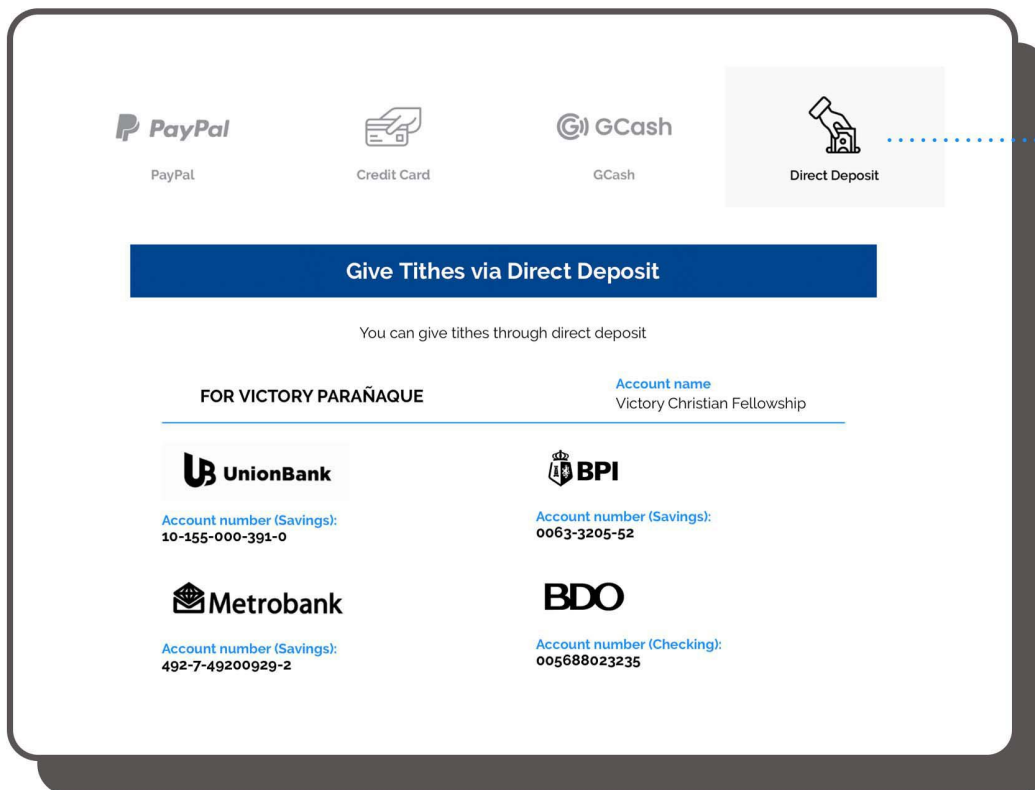
3

Tithes & Offering

✓ Choose your type of giving.

4

✓ Select Direct Deposit.

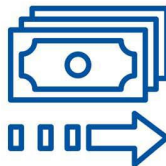


5



✓ Log on to your online bank account.

a



✓ Select Transfer Money.


b

✓ Input your **Victory Location's account number** and the amount, and proceed with the next steps of your bank's online transfer mode.


How to Give via Credit Card

☒ Set-up recurring monthly giving


- 1



✓ Go to everynation.org.ph/give-victory.
- 2



✓ Choose a location.
- 3



✓ Choose your type of giving.


- 4


✓ Select Credit Card.
- 5


✓ Set up your recurring giving schedule.


a. Tick the boxes in order to allow Victory to process your information and agree to the Terms and Conditions.

c. Tick the box to securely continue with your giving.

 PayPal

 Credit Card

 GCash

 Direct Deposit

☐ By providing my details below, I am allowing Every Nation to process my information.

☐ I agree to the online donation system's [Terms and Conditions](#).


Amount PHP

Giving Frequency

Your Name

E-mail Address

☐ I'm not a robot



Every Nation follows general principles and rules of data privacy protection in the Philippines.

For more information, visit our [Privacy Policy](#).

NEXT

b. Enter the amount and set up your giving schedule (either one-time or monthly).

d. Click Next.

How to Give via PayPal

 Set-up recurring monthly giving

1



✓ Go to everynation.org.ph/give-victory.

2



✓ Choose a location.

3



✓ Choose your type of giving.

4

✓ Select PayPal.

a. Tick the boxes in order to allow Victory to process your information and agree to the Terms and Conditions.

c. Tick the box to securely continue with your giving.

b. Enter the amount and set up your giving schedule (either one-time or monthly).


By providing my details below, I am allowing Every Nation to process my information.
☐ I agree to the online donation system's [Terms and Conditions](#).

Amount PHP

Giving Frequency Select your giving frequency

Your Name First Name Last Name

E-mail Address

☐ I'm not a robot 

*Every Nation follows general principles and rules of data privacy protection in the Philippines.
For more information, visit our [Privacy Policy](#).

NEXT

5

✓ Fill out PayPal details.
Fill out the PayPal form.
Click Next to proceed to the PayPal giving portal.


6

✓ Enter the amount to proceed with your giving.


How to start Giving via Online Banking

- ☒ Set-up Victory as a biller
- ☒ One-time setup


- 1



✓ Go to everynation.org.ph/give-victory.
- 2



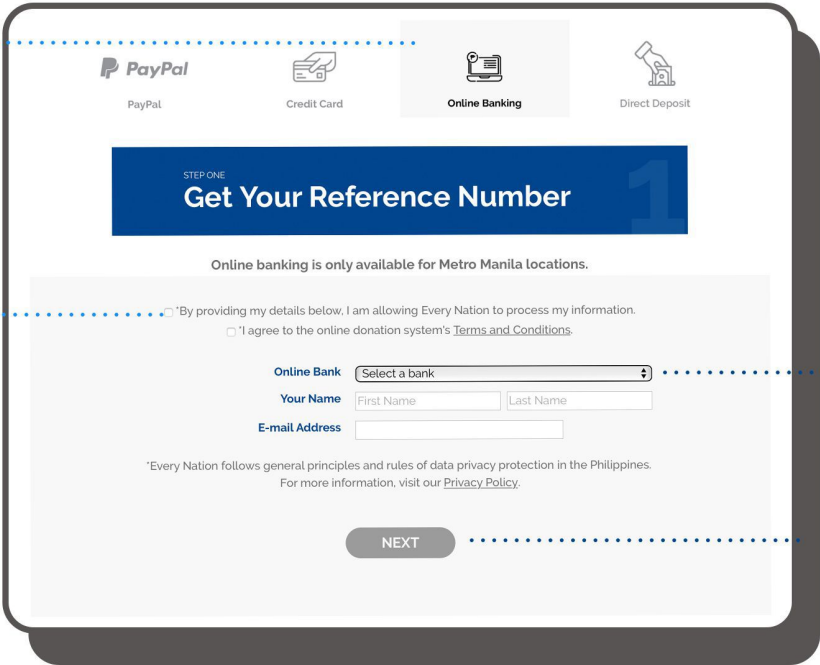
✓ Choose a location.
- 3



✓ Choose your type of giving.

- 4

✓ Select Online Banking



a. Tick the boxes in order to allow Victory to process your information and agree to the Terms and Conditions.

b. Choose your bank (BPI, Metrobank, or Unionbank).

c. Click Next to get your personalized reference number/s.

- 5

✓ Log on to your online bank account. Enroll Victory as a biller. Please see below for the biller name in each bank.
- 6

✓ Enter the reference number/s.
- 7

✓ Enter the amount and proceed with the next steps of your bank's online transfer mode.

	VCTRY	REFERENCE NUMBER <input type="text"/> ADDITIONAL REFERENCE NUMBER <input type="text"/>
UNIONBANK	VICTORY CHRISTIAN FELLOWSHIP OF THE PHILIPPINES INC.	PARTNER REFERENCE NUMBER <input type="text"/>
	VICTORY CHRISTIAN FELLOWSHIP	REFERENCE NUMBER <input type="text"/> SUBSCRIBER NUMBER <input type="text"/>